

EAST HILDEBRAND AVENUE

EAST ROSEWOOD AVENUE

SHOOK AVENUE

OAKMONT COURT

BUSHNELL AVENUE

HEIDI CIRCLE

SUSANNA

HEIDI COURT

NORTH

SOUTH

THOMAS

LIGHTNER

PHYSICAL PLANT

PRASSEL

PRASSEL GARAGE

LEDGE LANE

KINGS COURT

MEADOWS PAVILION

ADMISSIONS

STADIUM DRIVE

EAST MULBERRY AVENUE

CHAPMAN

COATES LIBRARY

COWLES

MOODY

HVAC

BB-RACE

MARRS McLEAN

PARKER CHAPEL

MULBERRY TOWER

STORCH

COATES ESPIONADE

MURCHISON

CALVERT

MILLER

WILTS

REC

WINN

HERNDON

MABEE

BEZE

VERNA McLEAN

BELL CENTER

STADIUM DRIVE

STADIUM DRIVE

STADIUM DRIVE

STADIUM DRIVE

STADIUM DRIVE

STADIUM DRIVE

STADIUM DRIVE

STADIUM DRIVE

STADIUM DRIVE

STADIUM DRIVE

STADIUM DRIVE

STADIUM DRIVE

STADIUM DRIVE

STADIUM DRIVE

STADIUM DRIVE

STADIUM DRIVE

STADIUM DRIVE

STADIUM DRIVE

STADIUM DRIVE

Laurie Auditorium

RICHARDSON

RUTH TAYLOR THEATER

TAYLOR ART CENTER

NORTHROP HALL

ALAMO STADIUM

US HIGHWAY 281

US HIGHWAY 281

US HIGHWAY 281

US HIGHWAY 281

US HIGHWAY 281

US HIGHWAY 281

US HIGHWAY 281

US HIGHWAY 281

US HIGHWAY 281

US HIGHWAY 281

US HIGHWAY 281

US HIGHWAY 281

US HIGHWAY 281

US HIGHWAY 281

US HIGHWAY 281

US HIGHWAY 281

US HIGHWAY 281

US HIGHWAY 281

US HIGHWAY 281

US HIGHWAY 281

US HIGHWAY 281

US HIGHWAY 281

US HIGHWAY 281

US HIGHWAY 281

US HIGHWAY 281

US HIGHWAY 281




US HIGHWAY 281

US HIGHWAY 281

US HIGHWAY 281

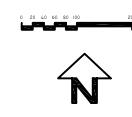
US HIGHWAY 281

US HIGHWAY 281

-  Accessible parking
-  Accessible route
-  Accessible building entrance

TRINITY UNIVERSITY ACCESSIBILITY GUIDE

2004



PRINCESS PASS

STADIUM DRIVE

ALAMO STADIUM

US HIGHWAY 281

STADIUM DRIVE

STADIUM DRIVE